

Pumpkins

ZOOM PROGRAMS 2020

Fitzysnowman Studios

2020



CONTACT

SEAN FITZPATRICK

1 Adams Ave,

Saugus, MA

01906

781-249-1494

sean@fitzysnowman.com

Instagram: @fitzysnowman



Fitzysnowman

Studios

About Sean

Sean is an American multi- disciplinary artist who's artwork is inspired by the importance of time. He illustrates his vision using materials that are specifically designed to rot, melt, crumble and fade.

His career in the arts began officially at the age of 39 when unceremoniously walked away from a successful 20 year career in the automotive industry to begin his journey producing artwork meant to be experienced not possessed. He was motivated by the death of his father decades earlier at the age of 39.

Sean's work has been featured in major publications such as the Wall Street Journal, Men's Health, The New York Times and Boston Globe. He has also been featured on dozens of national programs like ABC news, 20/20, CBS, the Talk, The Rachael Ray Show and Martha Stewart.

His Company Fitzysnowman Studios provides live and virtual entertainment and programming for corporate and private groups world wide.



Bugs *(easy)*

This paint activity is sure to please

This activity requires you select a bumpy pumpkin. With a little paint and imagination, you will be able to transform this ugly goard into a cute bug playground.

Bugs Materials



All you need for this activity is a bumpy pumpkin, some poster paints and a few brushes

Intermediate thru advanced


I AM SHOWING A BUTTERNUT PUMPKIN IN THESE EXAMPLES. FEEL FREE TO SUBSTITUTE WITH A PUMPKIN OF YOUR CHOICE

Level one is the easiest option in this second tier but I encourage everyone to push themselves a little and attempt level two. The white elements are carved with a white potato and attached using standard toothpicks.


Level three is the advanced level. We continue with the potato theme for the eyes but add carrots for the pupils.

The only additional tool needed for this step is a scouring


Level 1



Level 2



Level 3



Tool list

.....
below are the recommended tool list. If you can't find everything on the list, don't worry, we can adapt.
.....



Good



Better



Material list

.....
Substitute the pumpkin of your choice.
.....



Pumpkin



Carrot




Small round Potatos



Eyes



Craft pipe
cleaners



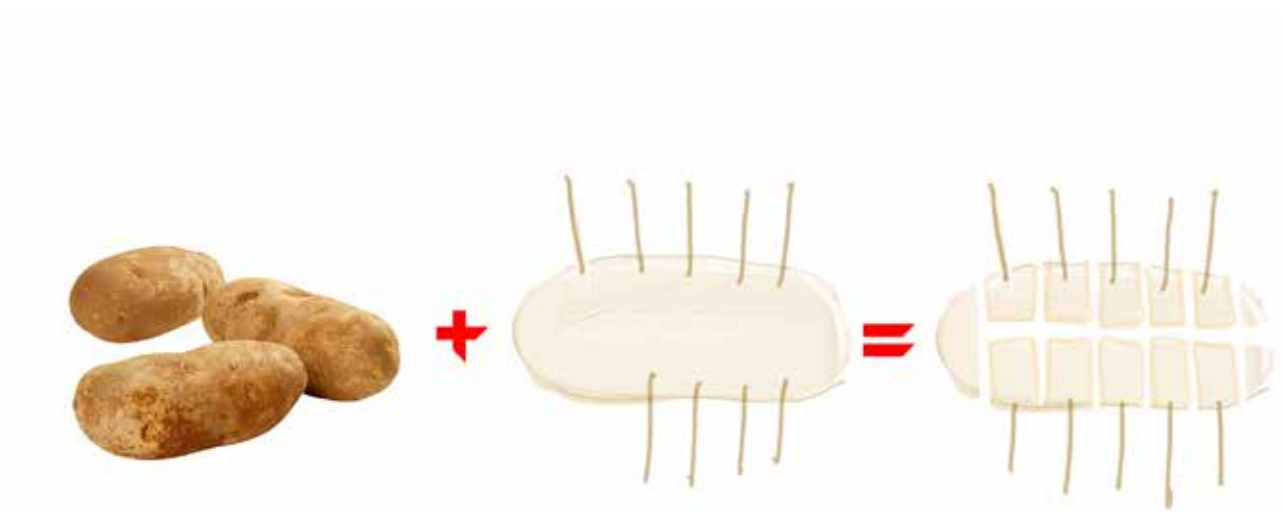
Baking potato



Toothpicks


Teeth

.....
*This is the overview for potato
teeth*
.....



Eyes

.....
*This is the overview for potato
Eyes*
.....



Pumpkin selection

.....
Pumpkins come in endless varieties. When selecting your pumpkin be sure the skin is soft enough to scratch with your fingernail. There are certain varieties that have evolved with a tougher than normal skin.
.....

